

Ready by Five Early Childhood Millage





2018 Ready by Five Millage

- Approved 57%-43%
- Bipartisan support
- Won nearly 80% of all precincts




What is Ready by Five?

Systemic approach to improve:

- Academic outcomes
- Graduation rates
- Adult productivity

Investments driven by:

- Local data
- Proven impact
- Addressing service gaps



Smart & Strategic Long-term Investment

- Earliest years are critical for brain development
- ROI from savings in child welfare, health, education, law enforcement + stronger workforce



Promised and Delivered



- ✓ Increased participation in evidence-based programs (12,400 children & families served in 2022, representing every Kent County zip code)
- ✓ Established countywide data collection
- ✓ Developed outreach and navigation network



2022 Highlights

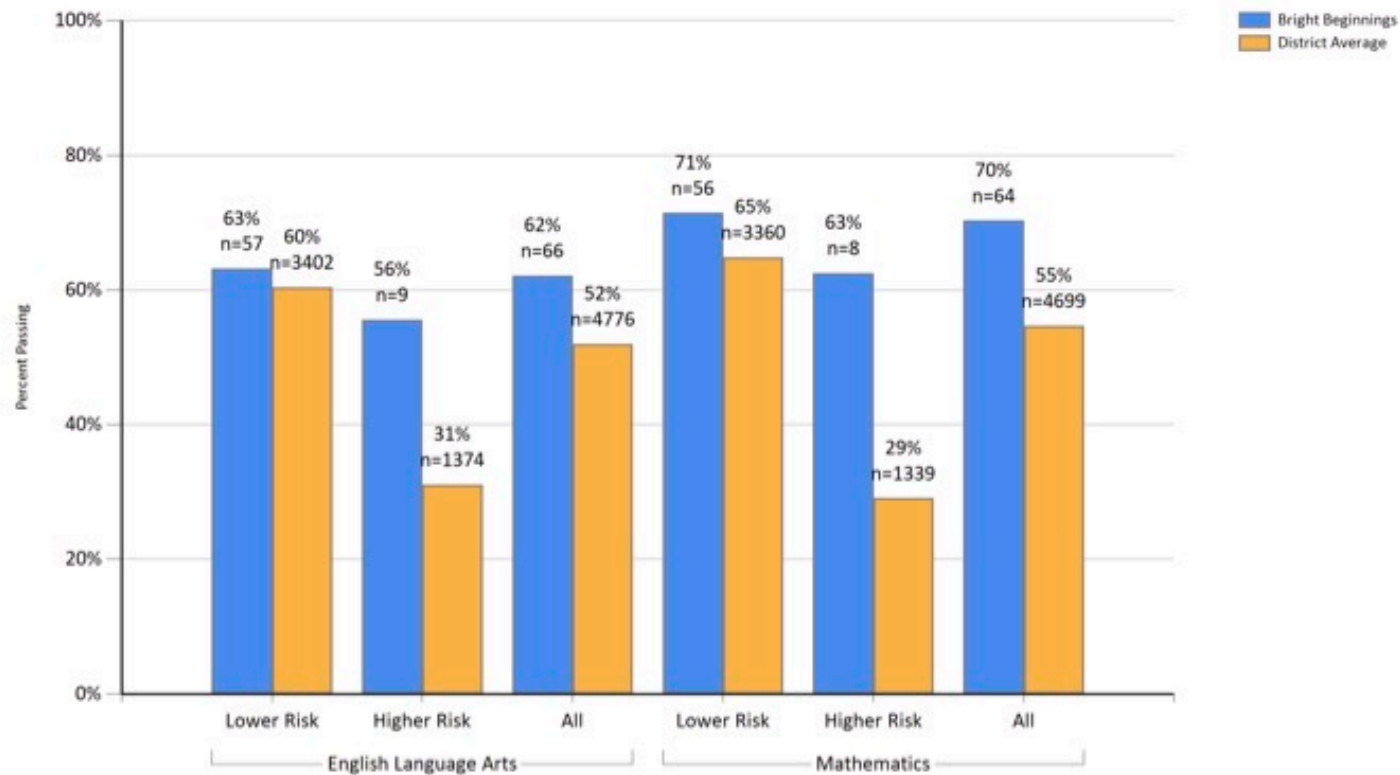
- Home Visiting –
50% more families served
- Play and Learn Groups –
800% participation increase
- Outreach and Navigation –
2,240 served



Program Outcomes

Bright Beginnings M-STEP

Kent ISD
Spring 2021 - 3rd Grade
Students with 9+ Home Visits



This data represents the 20 LEAs in Kent ISD and does not include charter or parochial schools

Higher risk districts are districts that are more than 50% economically disadvantaged. These districts include Comstock Park, Grand Rapids, Kentwood, Godfrey-Lee, Godwin Heights, Kelloggsville, Kent City, and Wyoming.

Lower risk districts Byron Center, Caledonia, Cedar Springs, East Grand Rapids, Forest Hills, Grandville, Kenowa Hills, Lowell, Northview, Rockford, Sparta, and Thornapple Kellogg.

Program Outcomes

Developmental Screenings

- Concern identified in 730 children; connected to early intervention services

Strong Beginnings

- "Reduction in preterm, very preterm, and very low birthweight babies, especially for Black women" (JAMA, July 2023)



Millage Spending

January 2021-December 2023	\$22,621,000 Total
Outreach & Navigation <i>Coordinated strategy to reach and engage families</i>	27.5%
Parent Education & Support <i>Home visiting</i> <i>Translation and interpretation</i>	26.5%
Healthy Development <i>Developmental screenings</i> <i>1:1 support of child-parent bonding,</i> <i>social emotional development, mental health</i> <i>Safe home environments</i>	25%
Early Learning <i>Play & Learn groups</i> <i>Literacy and language</i>	13%
Administration	5%
Data & Evaluation	3%

Funding recommendations are made by the Resident Proposal Review Board. It is expected future funding allocations will follow a similar breakdown.

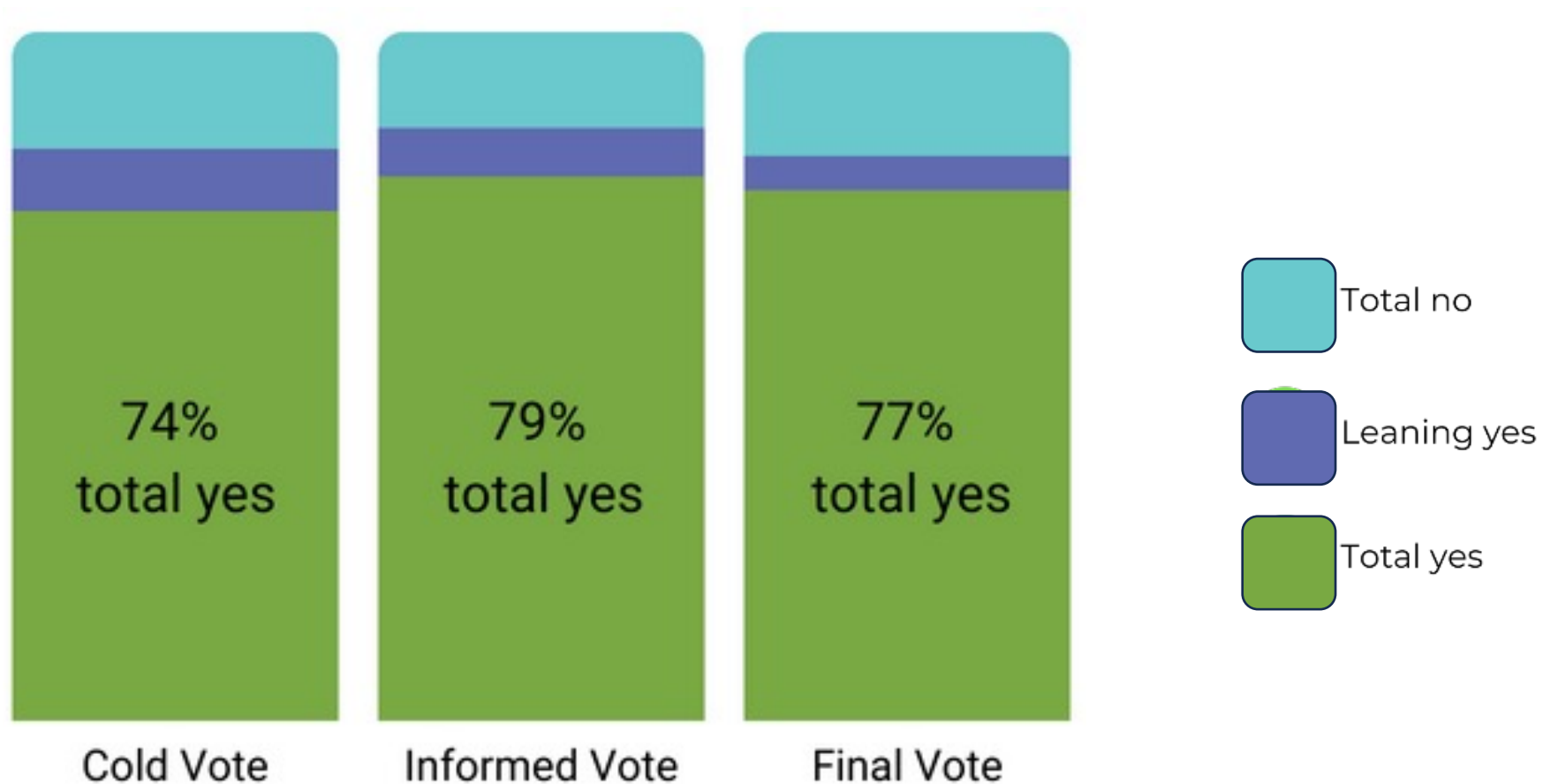


Anticipated Future Costs

Projections for 2025 Ready by Five Expenditures	
Sustain existing effective services	\$7-\$8M
Expand existing effective services <i>Focus on underserved zip codes</i>	\$1.5-\$2M
Administration/data/evaluation	\$800,000-\$1M
Total Costs	\$9.3M-\$11M
Anticipated 2025 Tax Capture at .25 mill	\$7.5M



Let Voters Decide



***Poll conducted by EPIC-MRA in August 2023 for .4 mill