

RAPID Survey in Kent County

Introduction

RAPID – First Steps Kent Partnership

Overview of Survey and Resources for Community Use

As of: December 1, 2022



Overview of National RAPID-EC

Households with at least one child under age 6, began April 6, 2020

15-minute paid questionnaires completed via computer or smartphone in English or Spanish

Surveyed more than **17,000 caregivers** in all 50 states

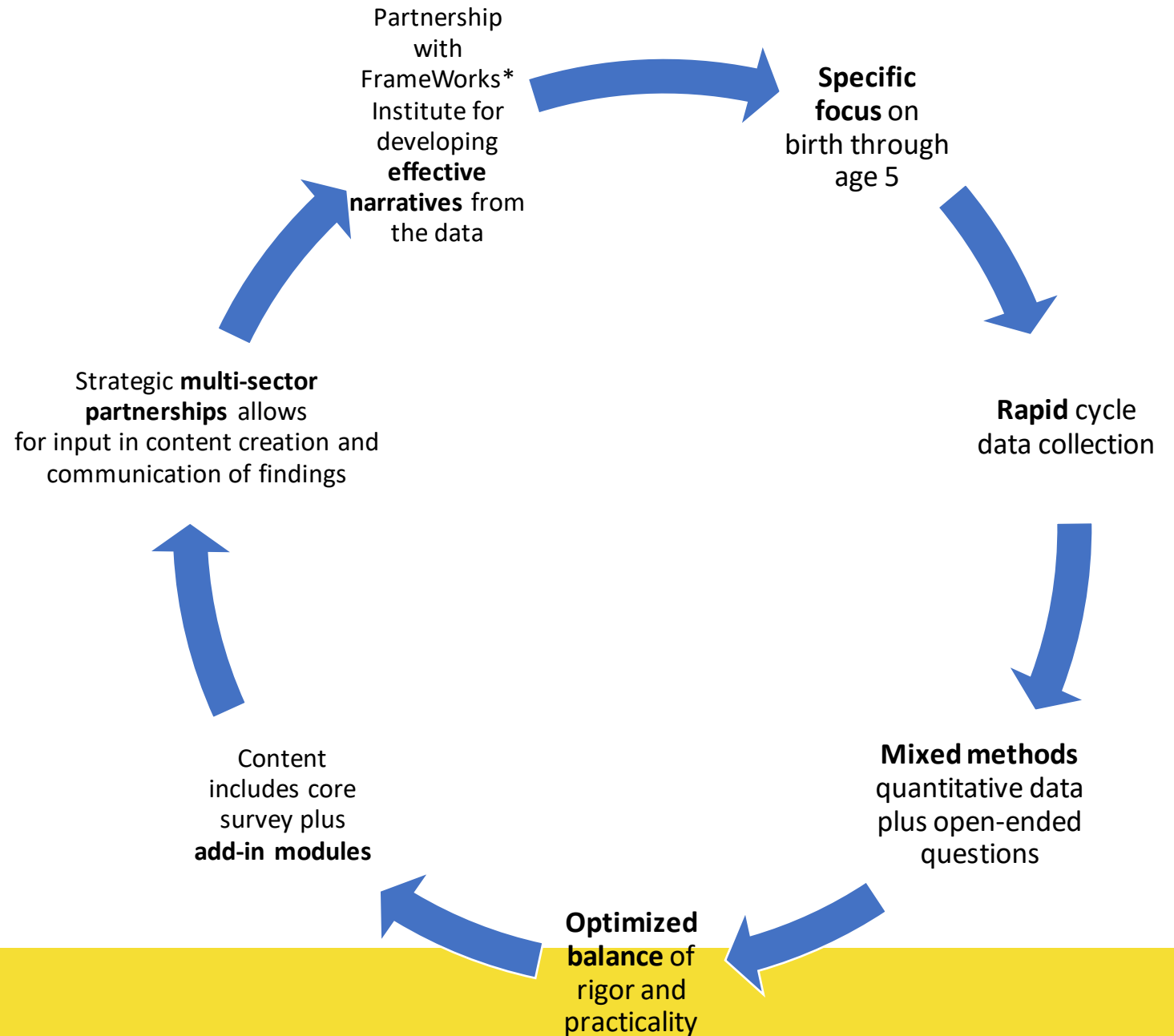
National sample in terms of **geography, income and race**

Core content includes demographics, parent & child well-being, economic circumstances, child care, and health care

Find results of the national survey at:

<https://rapidsurveyproject.com/latest-data-and-trends>

How is RAPID Different?



*FrameWorks is a think tank that helps mission-driven organizations communicate about social issues in ways that build public will to support progressive change

RAPID Community-Based Survey Strategy

Partner with cities, counties, and states to apply RAPID survey and approach in local contexts to:

- Gather essential and ongoing information and caregiver voices
- Provide timely and relevant data to inform local policies and programs
- Complement existing data collection
- Build local capacity for rapid-cycle methods to enhance the impact of our partners' work on behalf of children, families, and child care workforce.



What does this partnership look like in Kent County?

First Steps Kent

- Co-create survey & lead caregiver outreach
- Receive relevant, timely, and ongoing data on the experience of families and caregivers in the community
- Gain access to comparable national data
- Participate in collaborative & supportive network of RAPID communities
- Receive stipend to invest in CBOs involved in participant recruitment
- Receive support in planning to carry the work forward

Parents and families in the community

- Receive payment for participating in the survey
- Have their voices elevated through our ongoing data collection & dissemination
- Ultimately benefit from data-informed policies and programs implemented in their communities as a result of this partnership

RAPID Community-Based Survey – Kent Co.

- Target Audience: expecting parents and parents with children through age six living in Kent County, MI
- Two portions to each survey:
 - Portion #1 – **Initial Recruitment**: Serves as the “baseline”. Includes new participants only. Takes about 5-10 minutes to complete.
 - Portion #2 – **Ongoing Assessment**: Follow up sent to individuals participating in the Initial Recruitment portion 2-4 weeks later. Includes questions that collect more in-depth information about the family. Takes about 15 minutes to complete.
- A \$5 gift card is received for each completed survey segment
- Four surveys per year

RAPID Community-Based Survey – Kent Co

Initial Recruitment				
	Survey 1	Survey 2	Survey 3	Survey 4
Month, Year	April 2022	July 2022	October 2022	December 2022
Number Reached	657	361	121	943
Ongoing Assessment				
		Survey 1	Survey 2	Survey 3
Month, Year	N/A	July 2022	November 2022	February 2023
Number Reached		275	237	

As of January 10, 2023

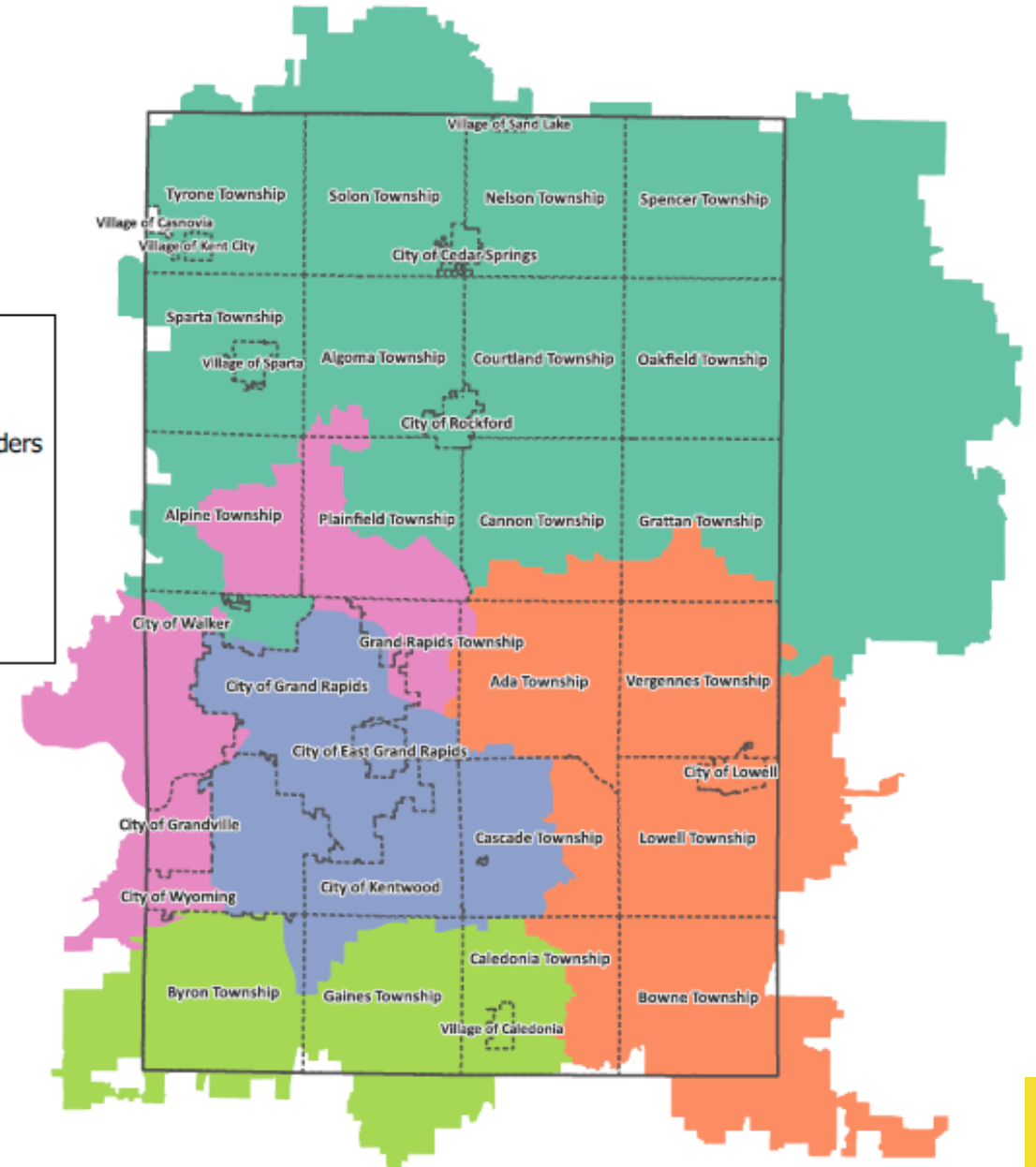
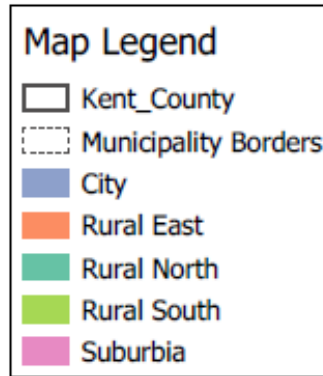
Demographics: Survey Questions Asked

We asked questions that would help us disaggregate the data, including:

- Race/Origin
- Ethnicity
- Gender
- Home language
- Number of children and age of children in the home
- Income
- Geography within Kent County
- Child Disability Status
- Single Parent status



Kent County- Geography



Information Collected: Survey Questions Askedem

- Child Behavior and Concerns (CBCL and SWYC)
- Child Care (Utilization, Type of Care, FFN Type, and Hours)
- Early On (Utilization)
- Economic Hardship
- Health (Insurance, and Delayed/Missed Care)
- Housing (Access to Resources)
- Employment and SNAP (Benefit- By Type Utilization, SNAP Utilization, and Employment Status)
- Material Hardship
- MI Bridges (CDC Subsidy Awareness and Utilization)
- Parent Hopefulness
- Parent Wellbeing
- Parent Stress
- Pandemic Health Scenarios
- Kent County Services (Utilization of Early Childhood Services)

Note: There may have been variance on a few questions asked from one survey to the next.

RAPID Information Available

- Community Presentations (Data Briefings)
 - Prepared by Stanford's RAPID Team
 - Compares survey results over time
 - Offers insights and analysis on areas of focus such as: parent well-being, material hardship, child care trends, and select community resources
- Full Survey Report
 - Complete results for each survey
 - Results for each question are disaggregated by characteristics such as race/ethnicity, geography, income and more
 - Captures “point in time” data for each survey question
- Raw data file for each survey
 - Reach out to Megan Streng at First Steps Kent to request access to file

Feel free to use this information in your work!
To source the data, use:

“RAPID Survey Project, in partnership with First Steps Kent. Stanford Center on Early Childhood. Stanford Graduate School of Education. DATE of data.”

